

# SAW Measurement Report

## SF0499

Diplex Inc.  
267-514-4003

Email : [sales@diplex.info](mailto:sales@diplex.info)

<http://diplex.info/line-card/sawtron/catv-saw-filters/>



## ♣ Specification

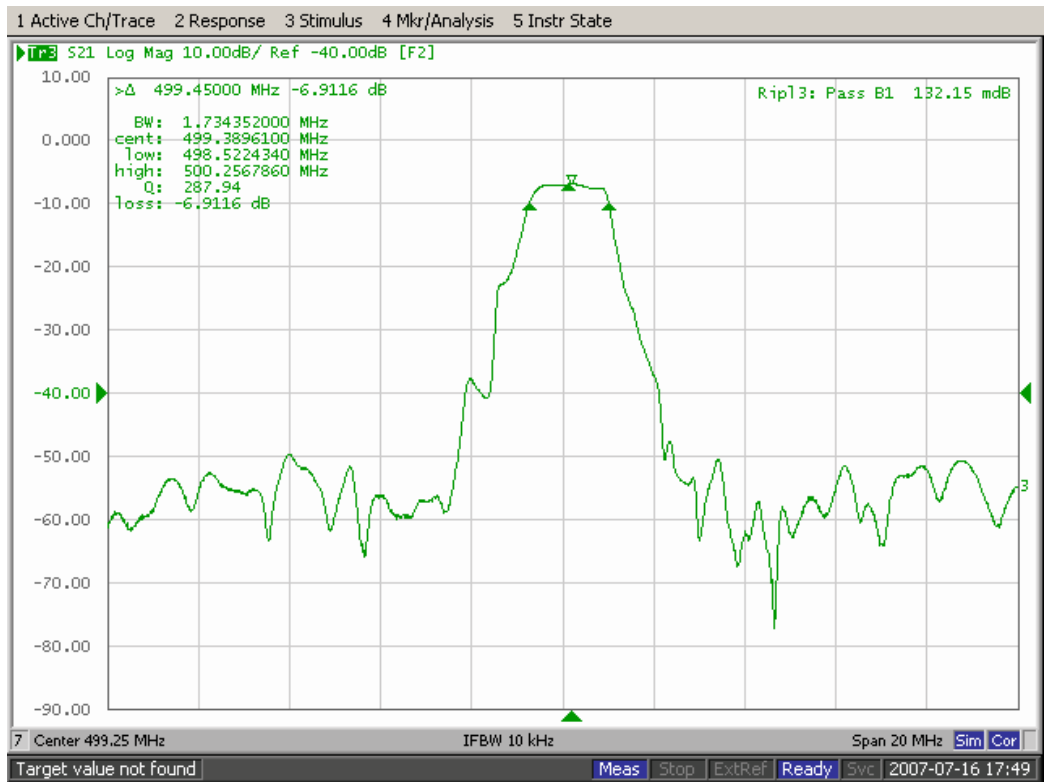
SF0499

Unit	Min	T0	Max	Comments
------	-----	----	-----	----------

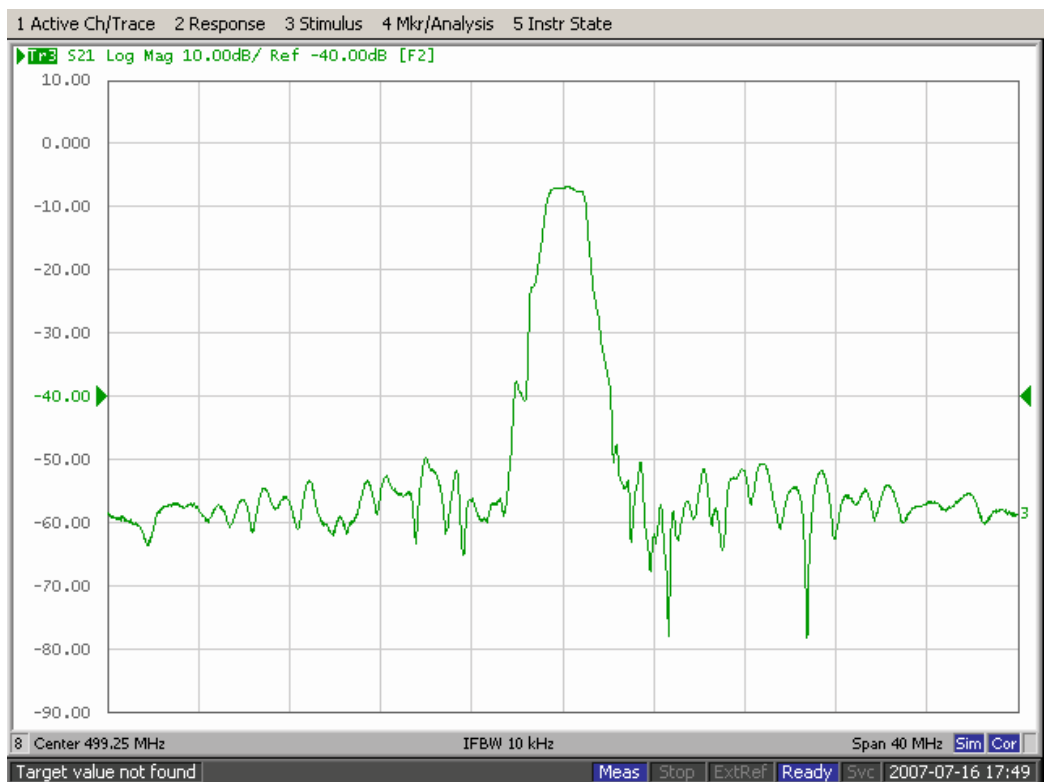
Operation Temp	°C	-40	<b>25</b>	+85	
Center Frequency, Fc	MHz	499.10	<b>499.39</b>	499.40	3dB Bw
Insertion Loss	dB	6.0	<b>7.12</b>	9.0	Fc IL
3dB Lower Frequency	MHz		<b>498.522</b>	498.75	
3dB Upper Frequency	MHz	499.75	<b>500.257</b>		
35dB Lower Frequency	MHz	496.25	<b>497.08</b>		
35dB Upper Frequency	MHz		<b>501.39</b>	502.25	
Ultimate Rejection					
Fc-5 MHz	dBc	40	<b>42.7</b>		
Fc+5 MHz	dBc	40	<b>43.6</b>		
Amplitude Ripple	P-P dB		<b>0.13</b>	0.5	Fc ± 100 KHz
Phase Linearity	P-P Deg		<b>3.0</b>		Fc ± 100 KHz
Group Delay Ripple	Nsec		<b>30</b>		Fc ± 100 KHz
Source/Load Impedance	Ω		<b>75</b>		
Matching Components		External Fixed Value			
Package	mm <sup>3</sup>	7.0x5.0x1.65			
Notes	1. The typical value is measured by the demo board. 2. For 75ohm application.				

# ♣ Performance: SF0499\_75ohm app

## Near Band

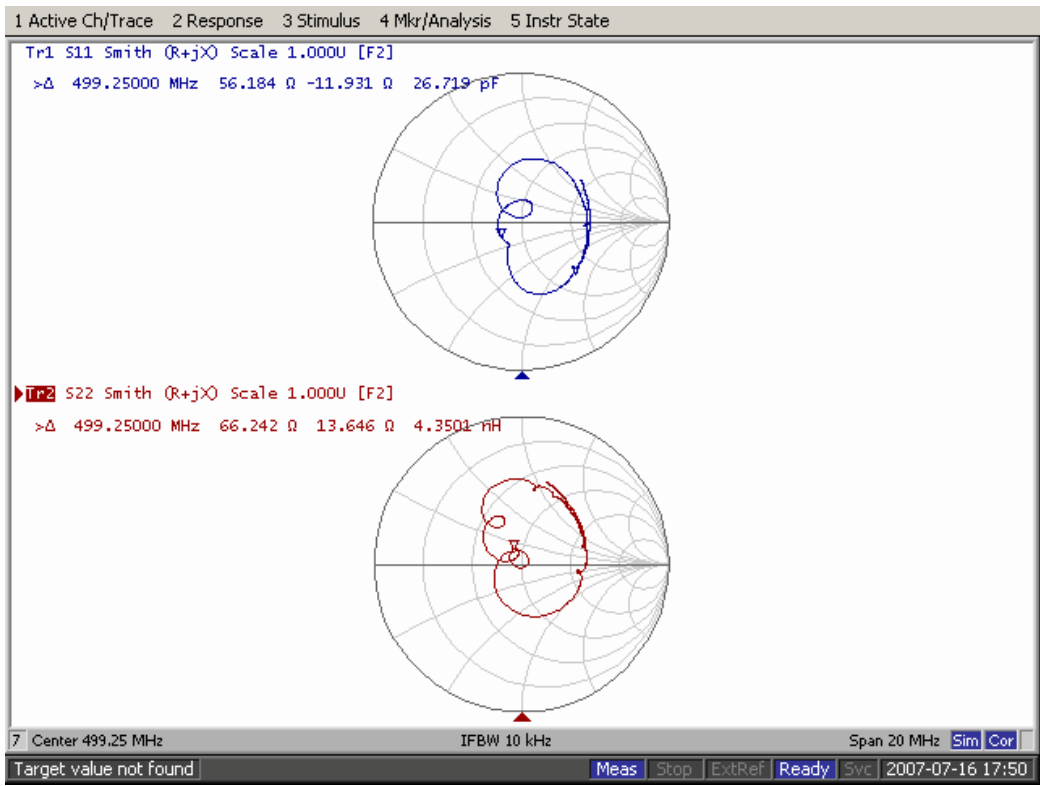


## Wide Band



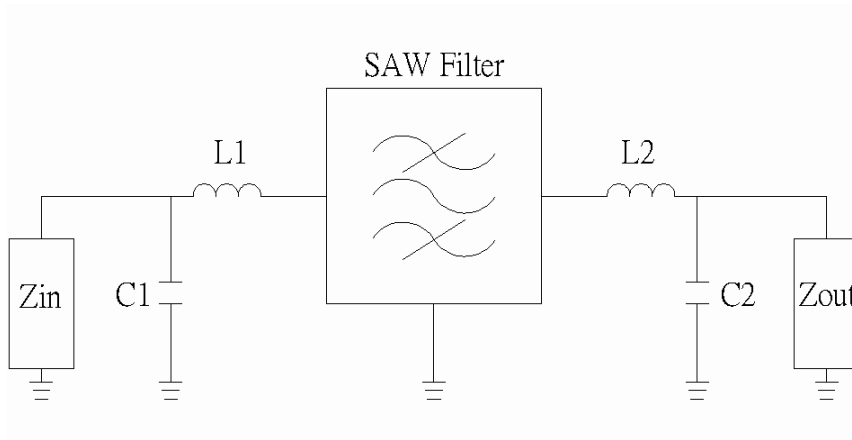
♣ Performance: SF0499\_75ohm app

# Impedance





## Matching Circuit



T0

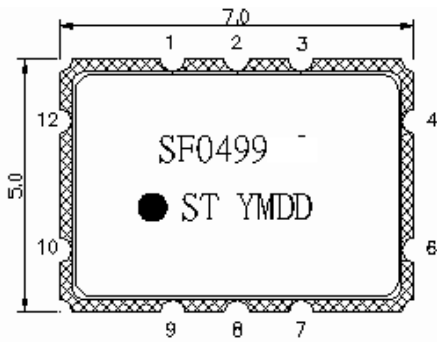
Both  $Zin$  and  $Zout$  are  **$75\Omega$** .

**$C1 = 12pF$  ;  $L1 = 15nH$ .**

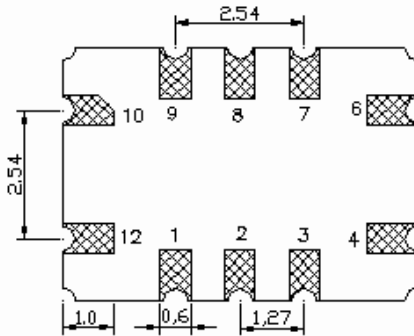
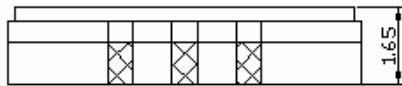
**$C2 = 12pF$  ;  $L2 = 15nH$ .**



## Package In/Out Pin and Laser Marking Assignment



Input+: 12  
Inout-: 10  
Output+: 6  
Output-: 4  
Ground: Others



Y: Year Code (2007 = 7)  
M: Month Code (Jan=1, Oct=A)  
DD: Date Code (01~31)